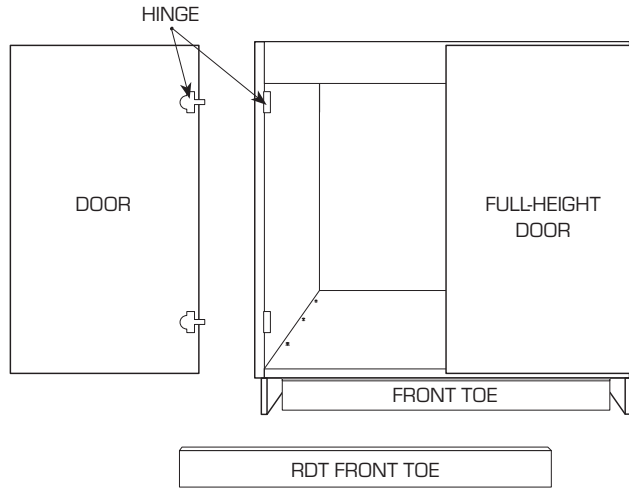


FRAMELESS CABINETRY
REMOVABLE DECK AND TOE CABINETS
DECK REMOVAL STEPS

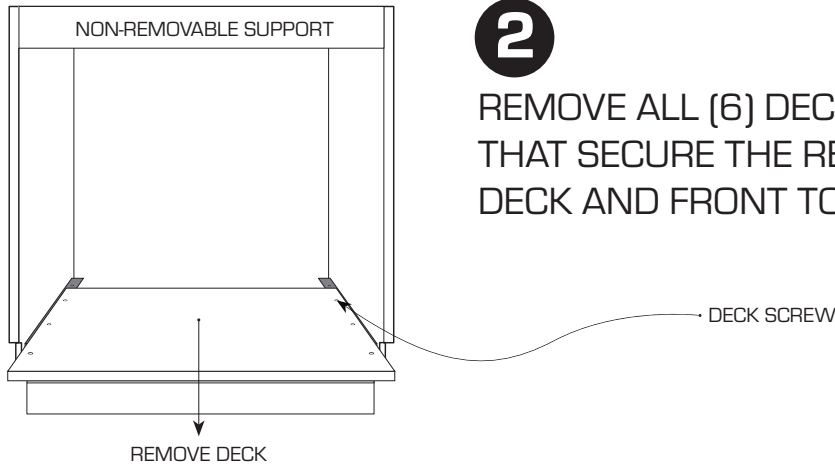
1

REMOVE DOORS,
HINGES, AND RDT FRONT
TOE (IF IN PLACE).



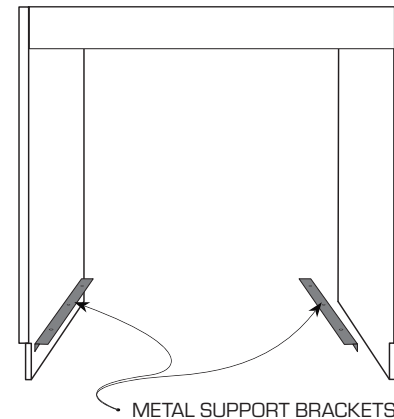
2

REMOVE ALL (6) DECK SCREWS
THAT SECURE THE REMOVABLE
DECK AND FRONT TOE.



3

SLIDE OUT
DECK AND
FRONT
TOE FROM
CASE.



4

REMOVE METAL
SUPPORT
BRACKETS.