

# FRAMELESS EUROPEAN STANDARD DOOR HINGES



## FEATURES


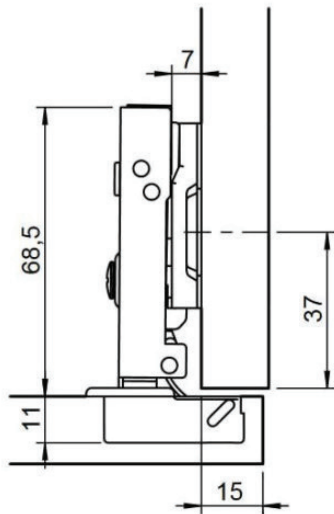
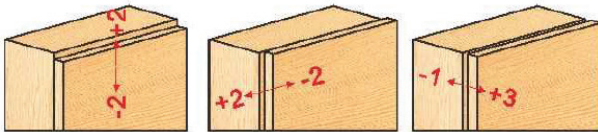
- 35mm (two-way click-on with cam)
- Press-in Dowel (inserted by automatic machinery)
- 3 dimensional adjustments for effortless alignments

## SPECIFICATIONS

- Opening Angle: 110°
- Closing Type: Standard Self Closing
- Depth of Hinge Cup: 11.5mm
- Diameter of Hinge Cup: 35mm
- Drilling Distance for Door (K): 3-6mm
- Range of door thickness: 16-26mm

### Door adjustment:

- Height adjustment: +2mm -2mm
- Side adjustment: +2mm -2mm
- Depth adjustment: +3mm -1mm



CUP PLATE  
FOR MOUNTING  
TO DOOR

CABINET  
MOUNTING  
PLATE

3 ADJUSTMENT SCREWS  
FOR FINE TUNING  
ALIGNMENT OF DOOR